

## PRODUCT OVERVIEW

Ideal for alcove, corner or 3-sided shower installations, the Larenco 3-Panel Sliding Screen features three 6mm thick glass panels, a polished aluminium frame, and an integrated threshold, with optional Fixed Side Panels also available.

Designed for accessible yet beautiful spaces constructed with wet floor formers or shower trays, the screen benefits from a large, ergonomic handle that is easy to use for people with limited dexterity, and a wide door opening.



## FEATURES & BENEFITS

- + Designed for accessibility with a wide entrance and assisted opening system which makes the door easy to use
- + Screen includes one fixed panel, two sliding panels, polished aluminium frame and an integrated threshold
- + Panels are made from 6mm toughened safety glass and treated with a StayClear® coating on both sides which helps it stay cleaner for longer
- + Large, ergonomic handle has been designed to support people with limited dexterity and/or conditions such as arthritis
- + Non-handed, offering flexibility for left and right-handed preferences
- + Most suitable for installation on wet floor formers finished with tiles, as well as AKW Onyx shower trays\*
- + Can be installed into a recess/alcove, in a corner with an optional Fixed Panel, or along a wall with two Fixed Panels (available separately)

## TECHNICAL SPECIFICATION

- + Screen widths: 1000 / 1200 / 1400 / 1600 / 1700mm
- + Fixed side panel widths: 700 / 800 / 900mm
- + 6mm transparent toughened glass treated with StayClear® coating
- + Polished and anodised aluminium frame
- + Stainless-steel handle with 35mm clearance
- + 16mm threshold
- + 20mm adjustment on each side
- + No stabilising bar supplied with Fixed Side Panels

## WARRANTY & APPROVALS

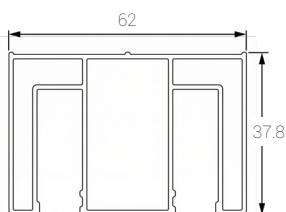
- + Lifetime Warranty
- + CE EN14428



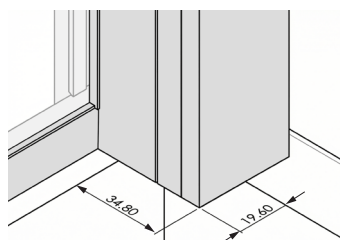
\* Incompatible for use in BOSI shower cubicles

## INSTALLING ON AKW BRADDAN, SULBY, AND THIRD PARTY SHOWER TRAYS

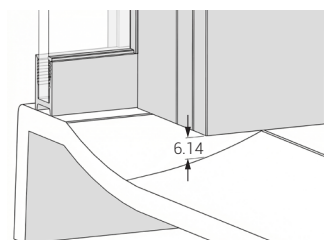
This screen can be installed on AKW Braddan, Sulby and Low Profile shower trays, as well as other manufacturers' shower trays, however due to the size of the aluminium compensator (62 x 38mm), this will overhang the flat edge of the tray in the corners (approx: 35 x 19mm), with up to a 6mm deep gap on the inside of trays with a pronounced fall that should be considered; see illustrations below:



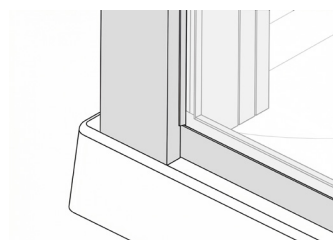
Compensator Profile



Overhang (inside view)

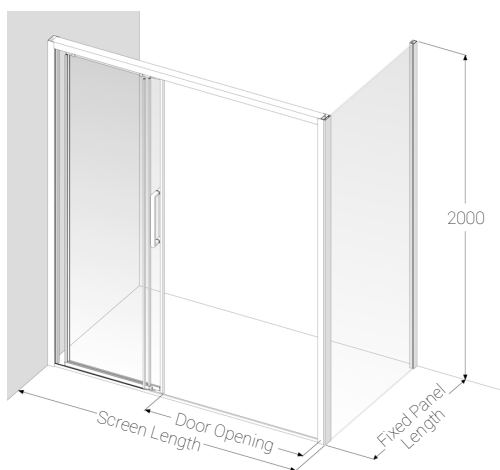


Overhang (depth)




Overhang (outside view)

## DIMENSIONS (mm)



3-PANEL SLIDING CORNER SHOWER SCREEN - DOOR OPEN



3-PANEL SLIDING CORNER SHOWER SCREEN - DOOR CLOSED

### 3-PANEL SLIDING SCREEN

NOMINAL	ALCOVE	CORNER	THREE-SIDED
1000	960 - 1000	970 - 1010	980 - 1020
1200	1160 - 1200	1170 - 1210	1180 - 1220
1400	1360 - 1400	1370 - 1410	1380 - 1420
1600	1560 - 1600	1570 - 1610	1580 - 1620
1700	1660 - 1700	1670 - 1710	1680 - 1720

### FIXED SIDE PANEL

WIDTH	ADJUSTMENT
700	680 - 700
800	780 - 800
900	880 - 900

## PRODUCT CODES

### SLIDING SCREENS (FOR ALCOVE INSTALLATIONS)

Larenco 3-Panel Sliding Screen 1000 x 2000mm	27252
Larenco 3-Panel Sliding Screen 1200 x 2000mm	27253
Larenco 3-Panel Sliding Screen 1400 x 2000mm	27254
Larenco 3-Panel Sliding Screen 1600 x 2000mm	27255
Larenco 3-Panel Sliding Screen 1700 x 2000mm	27256

### FIXED SIDE PANELS (REQUIRED FOR CORNER/3-SIDED INSTALLATIONS)

Larenco Fixed Side Panel 700mm	27257
Larenco Fixed Side Panel 800mm	27258
Larenco Fixed Side Panel 900mm	27259